

Optimising the Design of Fe⁰-Based Filtration Systems for Water Treatment: The Suitability of Porous Iron Composites

Mohammad Azizur Rahman^{1,2}, Shyamal Karmakar^{1,3}, Heba Salama⁴,
Nadège Gactha-Bandjun⁵, Brice Donald Btatkeu K.⁶ and Chicgoua Noubactep^{1,7,8,*}

¹Angewandte Geologie, Universität Göttingen, D - 37077 Göttingen, Germany

²Institut für Strömungsmechanik und Umweltphysik im Bauwesen, Leibniz Universität Hannover, D - 30167 Hannover, Germany

³Institute of Forestry and Environmental Sciences, University of Chittagong, 4331 Chittagong, Bangladesh

⁴Crop Science Department, Faculty of Agriculture, Alexandria University, Egypt

⁵Department of Chemistry, University of Maroua, BP 55 Maroua, Cameroon

⁶ENSAI, University of Ngaoundere, BP 455 Ngaoundere, Cameroon

⁷Kultur und Nachhaltige Entwicklung CDD e.V., Postfach 1502, D - 37005 Göttingen, Germany

⁸Comité Afro-européen - Avenue Léopold II, 41 - 5000 Namur, Belgium

Abstract: This study assessed the functionality of metallic iron (Fe⁰) filtration systems using porous iron composite (PIC) as an alternative to granular Fe⁰/aggregate mixtures. The usage of PIC for water treatment has many challenges which are related to the well-drained nature of highly porous filters and the corresponding increase in hydraulic conductivity (shorter contact time). In this article, the extent of (i) iron exhaustion and (ii) porosity loss in four filtration systems are critically discussed. The considered filtration systems are: (i) Fe⁰ alone, (ii) PIC alone, (iii) Fe⁰/sand and (iv) Fe⁰/pumice. In all four systems, mono-sized granular spherical particles are assumed. Sand and Fe⁰ are compact ($\phi = 0\%$) whereas PIC and pumice are porous (e.g. $\phi = 40\%$). Results demonstrated that under anoxic conditions (Fe₃O₄ as major corrosion products) Fe⁰ depletion is possible in all systems except Fe⁰ alone. Under oxic conditions (e.g. formation of Fe(OH)₃), the PIC system exhibited the highest level of Fe⁰ depletion (58%). The increasing order of sustainability was: Fe⁰ < Fe⁰/sand < Fe⁰/PM < PIC. These results suggested that manufacturing PIC with defined porosity and intrinsic reactivity is the key for more efficient usage of Fe⁰ for environmental remediation and water treatment.

Keywords: Porous media, Permeability loss, Reactive filtration, Water treatment, Zero-valent iron.

1. INTRODUCTION

The suitability of metallic iron (Fe⁰) for water treatment has motivated a great deal of work on the development of Fe⁰-based filtration systems during the past two decades [1-19]. Within the remediation community, metallic iron is commonly termed as zero-valent iron (ZVI). Fe⁰-based filtration has been demonstrated an affordable, applicable and efficient water treatment system. Fe⁰ has been successfully used in environmental remediation during the past two decades [3,11,13,20-22]. There are currently more than 200 subsurface Fe⁰-based permeable reactive barriers (Fe⁰ PRBs) installed worldwide [11,16]. Despite the large volume of work done on 'using Fe⁰ for environmental remediation', progress towards the understanding of involved processes is slow. Recent progress in understanding the operating mode of Fe⁰ filtration systems has revolutionized the design of

Fe⁰-based filters for safe drinking water provision and wastewater treatment [10,16,18,23-33]. The achieved progresses are mainly based on theoretical considerations [8,23,27,34-39].

There is a broad consensus in the technical literature that Fe⁰ is a reducing agent under experimental conditions [3,12]. However, there is little agreement on the interpretation of experimental data on all the pertinent variables which have decisive influence on the reduction process. Also, because primary Fe⁰ oxidation products (Fe^{II} and H₂) are reducing agents, the reactions investigated are inherently complex [18, 34-37]. The complexity of the Fe⁰/H₂O system has exacerbated the search for Fe⁰ filter designs that provide sustainable water treatment with low maintenance [40-44]. The significant importance of admixing granular compact Fe⁰ with non expansive materials (e.g. gravel, MnO₂, pumice, sand) has recently been demonstrated [37,38,45-51]. The usage of porous, non-expansive materials (e.g. anthracite, pumice) as admixing agents for Fe⁰ was experimentally demonstrated beneficial for filter's

*Address correspondence to this author at the Universität Göttingen, Angewandte Geologie, Goldschmidtstrasse 3, D - 37077 Göttingen, Germany; Tel: +49 551 39 3 3191; Fax: +49 551 399379; E-mail: cnoubac@gwdg.de

precipitation of foreign species including CaCO₃ and FeCO₃) would be adequate.

Despite two decades of intensive researches on granular Fe⁰ filters for water treatment, limited works have been done to understand filter clogging phenomenon as impacted by expansive iron corrosion [15,32,45-54]. The inter-relationship between permeability loss and treatment performance has been mostly investigated on a pragmatic basis. Many researches performed 'with sufficient Fe⁰ to remove all of the aqueous contaminants' until/before system clogging. Evidently this approach is less useful when it comes to search for generalized design criteria like optimal filter depth or Fe⁰ ratio in a reactive zone. As an example, the following volumetric (v/v) or weight (w/w) Fe⁰:sand ratios were tested by various investigators such as: 22:78 (w/w) [3], 50:50 (w/w) [29,66], 15:85 (v/v) [31]. The question arises how to compare such results where each study targeted on different contaminants while using columns of different dimensions.

Recently, it has been demonstrated that using small Fe⁰ quantities in laboratory columns would enable the characterization of involved processes within a reasonable experimental time (up to 4 months) [30,33,75-77]. In such type of experiments, the goal is not 'no breakthrough', but rather the characterization of Fe⁰ reactivity and the resulting efficiency of the reactive system despite breakthrough. The results of such experiments could be 'transposed' to cases where a tolerable level of contamination is needed. Additionally, these systems give a realistic image of the kinetics of

iron corrosion over the initial stage of increased reactivity. This 'residual reactivity stage' is a key stage to assess if reliable results for long term performance prediction are sought.

The present study comparatively characterizes the evolution of the porosity in four Fe⁰-based filtration systems as Fe⁰ is progressively consumed at the 'residual reactivity stage'. It is certain that compact Fe⁰ and (porous) PIC will corrode under different kinetics but these kinetic aspects are not addressed here.

3. THE PROCESS OF POROSITY LOSS IN VARIOUS Fe⁰ FILTERS

In this section, an evaluation of porosity loss in a series of four Fe⁰ filters is given. The four reactive systems are: (b) 'Fe⁰ alone', (d) 'PIC alone', (e) 'Fe⁰/sand' and (f) 'Fe⁰/PM' (Figure 1). Two mono-aggregate systems ((a) 'sand alone' and (c) 'pumice alone') are considered as operational references.

3.1. Equation of the Filters

The equations of Fe⁰ filters have been recently established [38,47,48,51]. These equations are based on the volumetric fraction of voids (pores) in a filter and its evolution with time. The fundamental equations are:

$$V_{solid}^0 + V_{pore}^0 = V_{filter} \quad (1)$$

$$\alpha_{solid} + \alpha_{pore} = 1 \quad (2)$$

Where V⁰_{solid} is the volume occupied by compact (non porous) solid particles, V⁰_{pore} the volume of the

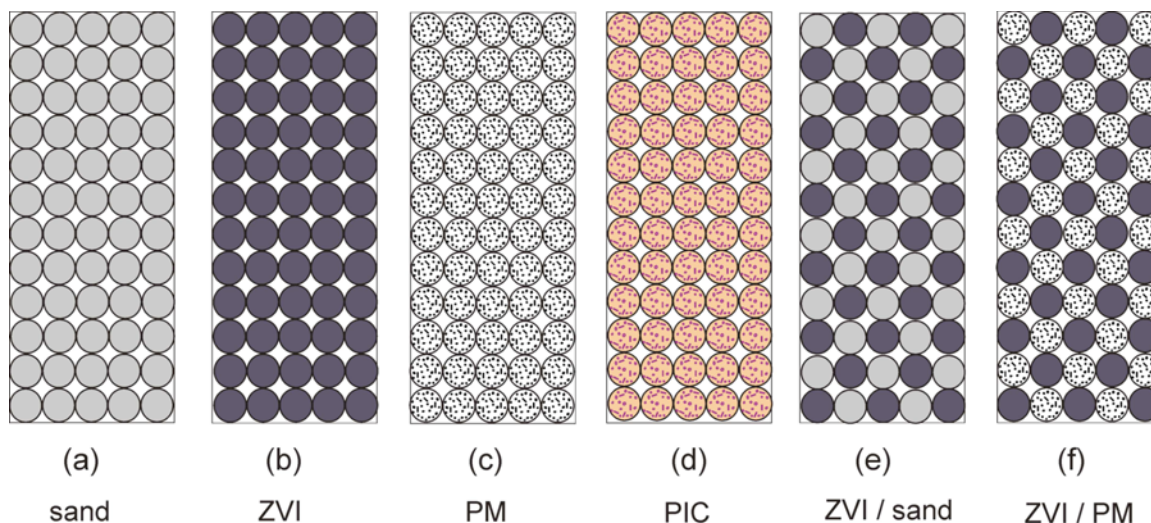


Figure 1: Schematic layout of the six systems discussed in this study. All particles are assumed spherical, the resulting columns are of similar compactness. The initial inter-granular porosity (V⁰_{pore}) is the same for all the systems. Considered materials are: sand (compact), metallic iron (ZVI - compact), pumice (PM - porous), and porous iron composite (PIC).

inter-granular voids, and V_{filter} the total volume of the filter (or a reactive zone within a filter). α_{solid} and α_{pore} are the corresponding volumetric fractions.

Per definition, $\alpha_{\text{solid}} = C$ is the compaction coefficient (compactness) and $\alpha_{\text{pore}} = \Phi_0 = 1 - C$ is the initial porosity. For a centred cubic arrangement of compact (non porous) spherical particles, $C = 0.64$ and $\Phi_0 = 0.36$. These ideal values will be considered during the estimations of this study. For porous particles with an internal porosity ϕ , V_{solid} and V_{pore} values should be corrected. Eq. 1 can be rewritten as follows:

$$(V_{\text{solid}}^0 - \phi * V_{\text{solid}}^0) + (V_{\text{pore}}^0 + \phi * V_{\text{solid}}^0) = V_{\text{filter}} \quad (3)$$

If the filter is made up of several solids, their volumes ($V_{\text{solid}}^{0,i}$), their proportions in the solid phase v_i , and their porosities (ϕ_i) should be considered. Eq. 3 is then rewritten to:

$$(V_{\text{solid}}^0 - \sum v_i * \phi_i * V_{\text{solid}}^{0,i}) + (V_{\text{pore}}^0 + \sum v_i * \phi_i * V_{\text{solid}}^{0,i}) = V_{\text{filter}} \quad (4)$$

Equation 4 is the general equation of filtration systems of granular particles. For $\phi_i = 0$ (no porous material), the basic form (Eq. 1) is restored.

The application of Eq. 4 to the six systems of this study is summarized as follows:

$$\text{System 1: } V_{\text{sand}}^0 + V_{\text{pore}}^0 = V_{\text{filter}}$$

$$\text{System 2: } V_{\text{ZVI}}^0 + V_{\text{pore}}^0 = V_{\text{filter}}$$

$$\text{System 3: } V_{\text{PM}}^0 - \phi_{\text{PM}} * V_{\text{PM}}^0 + (V_{\text{pore}}^0 + \phi_{\text{PM}} * V_{\text{PM}}^0) = V_{\text{filter}}$$

$$\text{System 4: } (V_{\text{PIC}}^0 - \phi_{\text{PIC}} * V_{\text{PIC}}^0) + (V_{\text{pore}}^0 + \phi_{\text{PIC}} * V_{\text{PIC}}^0) = V_{\text{filter}}$$

$$\text{System 5: } v_{\text{sand}} * V_{\text{sand}}^0 + v_{\text{ZVI}} * V_{\text{ZVI}}^0 + V_{\text{pore}}^0 = V_{\text{filter}}$$

$$\text{System 6: } v_{\text{ZVI}} * V_{\text{ZVI}}^0 + v_{\text{PM}} * (V_{\text{PM}}^0 - \phi_{\text{PM}} * V_{\text{PM}}^0) + (V_{\text{pore}}^0 + v_{\text{PM}} * \phi_{\text{PM}} * V_{\text{PM}}^0) = V_{\text{filter}}$$

In the systems 5 and 6, $v_{\text{ZVI}} = v_{\text{PM}} = v_{\text{sand}} (= 0.5)$ is added to account for the 1:1 dual mixture nature. The next important feature is the estimation of the initial volume of Fe^0 (V_{ZVI}^0) in individual systems. The application of Eq. 4 restricted to Fe^0 yields:

$$\text{System 1 and 3: } V_{\text{ZVI}}^0 = 0$$

$$\text{System 2: } V_{\text{ZVI}}^0 = (1 - \Phi_0) * V_{\text{filter}}$$

$$\text{System 4: } V_{\text{ZVI}}^0 = (1 - \Phi_0) * V_{\text{filter}} - \phi_{\text{PIC}} * V_{\text{PIC}}^0$$

$$\text{System 5 and 6: } V_{\text{ZVI}}^0 = v_{\text{ZVI}} * (1 - \Phi_0) * V_{\text{filter}} \quad (v_{\text{ZVI}} = 0.5)$$

The density of Fe^0 (ρ_{ZVI}) is supposed invariable in compact ZVI and porous PIC. The mass of Fe^0 in each system is deduced from Eq. 5:

$$m_{\text{ZVI}} = \rho_{\text{ZVI}} * V_{\text{ZVI}}^0 \quad (5)$$

For the calculations of this study, the following numerical values are considered: $V_{\text{filter}} = 1000$ mL; $\rho_{\text{ZVI}} = 7.8$ g/cm³; $C = 0.64$; $\Phi_0 = 0.36$; $\phi_{\text{PIC}} = \phi_{\text{PM}} = 0.40$. The critical porosity of sand [78] is arbitrarily considered for both porous media. The ρ_{ZVI} value (2.2 g/cm³) of the sponge iron tested by Yi *et al.* [19] is inferior to the average density of sand (2.6 g/cm³) and shows that a PIC porosity of 40 % is a realistic value. The porosity of PIC used in SONO filters (CIM) varies between 30 and 35 % [57].

3.2. Descriptive Aspects

The initial pore volume corresponding to a filter described above is $V_{\text{pore}}^0 = \Phi * V_{\text{filter}} = 360$ mL. The corresponding volume of solid is $V_{\text{solid}}^0 = 640$ mL. For porous materials like PIC and pumice, a fraction of V_{solid}^0 is also a part of the total porosity. With a granular porosity of 40 % ($\phi = 0.4$), the additional pore volume (V_{p}^0) in systems containing porous materials is $\phi * V_{\text{solid}}^0 = 256$ mL. In order words the systems with 100 % PIC or pumice result in an initial total pore volume of $360 + 256 = 616$ mL. For dual 1:1 systems involving porous pumice ($v_{\text{ZVI}} = v_{\text{PM}} = 0.5$), the V_{p}^0 value is one half of 256 mL and the corresponding V_{p}^0 value is 488 mL.

As concerning the solid fraction, V_{solid} is maximal in systems with compact materials (Fe^0 and sand; $V_{\text{solid}}^0 = 640$ mL). The Fe^0 fraction in the pure PIC system is $V_{\text{solid}}^0 = (1 - \phi) * V_{\text{solid}}^0 = 384$ mL. In the dual Fe^0 systems (Fe^0 /pumice and Fe^0 /sand), V_{ZVI} is one half of V_{solid}^0 ($V_{\text{ZVI}} = 320$ mL). V_{ZVI} is essential to discuss the extent of Fe^0 depletion and the corresponding porosity loss. V_{ZVI} can be occupied by 2.5 to 5.0 kg of Fe^0 (density: 7.8 g/cm³) (Table 2).

The values in Table 2 confirm that the initial porosity is minimal (36.0 %) for systems containing compact particles (Fe^0 and sand) and maximal (61.6 %) in systems containing porous particles (PIC and PM). In 1:1 mixing (vol/vol) a compact and a porous material, the initial porosity is 48.8 %. The next section will discuss the extent of Fe^0 depletion as expansive iron corrosion is limited by the available pore volume.

Table 2: Evaluation of the initial Fe⁰ volume and the initial porosity in the five investigated systems. Calculations are made for a filter compactness of 64 % (C = 0.64 or Φ₀ = 0.36) and a granular porosity of 40 % (φ₀ = 0.40) for the composite iron material (CIM) and pumice (PM). R^{ox} is the relative reactivity factor under oxidic conditions.

System	V ^o _{solid} (mL)	V ^o _{pore} (mL)	V ^o _{ZVI} (mL)	Φ ₀ (%)	m ^o _{ZVI} (kg)	V [∞] _{ZVI} (mL)	P ^{anox} _{ZVI} (%)	P ^{ox} _{ZVI} (%)	R ^{ox} (-)
Sand	640	360	0	36.0	0.00	0	-	-	-
ZVI	640	360	640	36.0	4.99	333.3	52.1	17.6	0.35
Pumice	384	616	0	61.6	0.00	0	-	-	-
CIM	384	616	384	61.6	3.00	570.4	100.0	50.1	1.00
ZVI/sand	640	360	320	36.0	2.50	333.3	100.0	35.2	0.70
ZVI/PM	512	488	320	48.8	2.50	541.9	100.0	47.7	0.95

3.3. Fe⁰ Depletion and Porosity Loss

Section 3.2 has determined the mass of Fe⁰ contained in individual systems (Table 2). For the economy of the systems, it is essential to know the proportion at which the available Fe⁰ amount can be depleted. Iron corrosion is a volumetric expansive process. The volume of the corrosion product is higher than that of the original metal. The volumetric ratio (η) between the expansive corrosion product (V_{ox}) and the iron consumed (V_{ZVI}) in the corrosion process is called “rust expansion coefficient” [73,74]. Basically, iron corrosion stops when there is no free space for expansive iron oxidation. That is when the excess volume (V_{excess} = V_{ox} - V_{ZVI}) occupied by corrosion products is equal to the initial pore volume (V^o_{pore}).

The excess volume contributing to filter clogging is given by V_{excess} in Eq. 6 [38,48,51].

$$(\eta - 1)V_{ZVI} = V_{excess} \tag{6}$$

Where, η (2.08 ≤ η ≤ 6.4) is the coefficient of volumetric expansion [73].

The Fe⁰ filtration system is clogged when the volume V_{excess} is equal to the initial inter-granular voids (V^o_{pore}). The corresponding Fe⁰ volume (V[∞]_{ZVI}) is given by Eq. 7:

$$V_{ZVI}^{\infty} = \frac{V_{excess}}{(\eta - 1)} \tag{7}$$

The percentage of Fe⁰ depletion (P_{ZVI}, Table 2) is given by Eq. 8:

$$P_{ZVI} = \frac{V_{ZVI}^{\infty}}{V_{excess}} * 100 \tag{8}$$

P_{ZVI} ≥ 100 % indicates that V[∞]_{ZVI} ≤ V^o_p and Fe⁰ depletion occurs before or just at complete clogging. Table 2 summarized the results of P_{ZVI} values for two different conditions: (i) anoxic conditions where Fe₃O₄ (η = 2.08) is the main corrosion product, and (ii) oxidic conditions where Fe(OH)₃ (η = 4.2) is the main corrosion product. For reference purpose, the coefficient of relative reactivity under oxidic conditions (R^{ox}) is also given. The PIC system served as the operational reference. Results indicate that under anoxic conditions, the pure Fe⁰ system is clogged when only 52 % of Fe⁰ is depleted. These results confirm the previous findings of Noubactep and colleagues [38,45-51], and reiterate that pure Fe⁰ filters are not sustainable under oxidic conditions [55]. Accordingly, efforts should be directed at lowering dissolved O₂ level on top of the Fe⁰ filter (e.g. using a biosand filter). Under oxidic conditions, all systems will experience clogging before iron depletion. The increasing order of Fe⁰ depletion is: Fe⁰ < Fe⁰/sand < Fe⁰/PM < PIC. These results (i) support the suitability of sand to sustain Fe⁰ filtration efficiency, (ii) corroborate the superiority of PM over sand in sustaining Fe⁰ filtration efficiency, and (iii) demonstrate the particular suitability of PIC for sustainable Fe⁰ filters.

Actually, various PICs have been presented (Table 1). The PIC (termed as CIM) presented by Hussam and colleagues [6,17,55-57] is clearly the most intensively tested (over the past 8 years). Several other non porous composites have been presented, including nano-scale multi-metallic systems [13,37,79,80]. In particular, Bojic and colleagues [81-84] developed an Al⁰-based composite (micro-alloyed aluminium composite - MAIC) which was efficient to remove aqueous biological (e.g. Escherichia coli) and chemical (e.g. Cr^{VI}, Cu^{II}, trihalomethanes) contamination.

Keeping in mind that Al^0 is almost 'inert' under environmental conditions ($P_{\text{CO}_2} = 0.035\%$, $T < 30\text{ }^\circ\text{C}$), it seems that micro-alloying is the key to manufacture reactive materials with controllable reactivity. The need of materials with controllable reactivity is urgent because most of the available commercial materials are mixture of scrap material (e.g. Connelly, Peerless, Rheinfelden) whose final composition is even unknown from the 'manufacturers' [85-89].

4. DISCUSSION

4.1. Lessons from SONO filters

The presentation, until now, has demonstrated the urgent necessity of using highly porous systems for sustainable Fe^0 -based filtration systems. While highly inter-connected porous systems offer certainly sustained permeability, the efficiency for contaminant removal should be considered as well [15,32,54]. The calculations in Table 2 have rationalized the observed long term functionality (> 8 years) of efficient SONO arsenic filters containing a pure layer of porous CIM (5 to 10 kg making up a material layer of about 13 cm) [17]. Using the same design parameters with only 3 kg of iron chips (pure compact Fe^0) lost its porosity within 6 months [6,55]. These results equally question the current rationale behind the functionality of subsurface Fe^0 PRBs made up of 100 % Fe^0 layers that have been working for more that 8 years [12]. A plausible explanation is the limited level of O_2 in the subsurface. Another plausible explanation is the fact that used materials were not spherical and the initial porosity was larger than 36 % used in the calculations of this study [38,51]. For a traceable discussion, the intrinsic characteristics of the used materials, the initial subsurface conditions and their time-dependant variability should have been documented.

4.2. The Porosity of Tested Systems

The evolution of the porosity of the six systems [(a) to (f)], presented in Figure 1, is discussed in this section (Figure 2).

The first 3 systems (sand, ZVI and PM) are reference systems. The pure Fe^0 system (ZVI) is a negative reference aiming at attesting that expansive iron corrosion causes system clogging in the short term (R^{ox} values, Table 2). System (a) and system (c) document the difference in using compact or porous materials. In both cases the particles are inert in water under environmental conditions. A porosity loss can

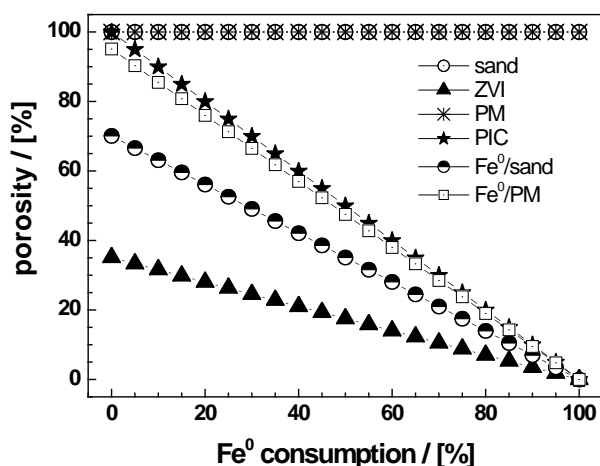


Figure 2: Comparison of the evolution of the relative porosity due to expansive iron corrosion under oxic conditions ($\eta = 4.2$). The reference system (sand or pumice) experiences no porosity loss. For the Fe^0 -based systems, the relative porosity is normalized by the extend of Fe^0 depletion (P_{ZVI}) using the PIC system as reference. The suitability of porous materials (e.g. PIC, PM) for sustainable permeable systems is corroborated.

only result from accumulation or precipitation of inflowing species and/or contaminants within the (interconnected) pores. The discussion of porosity loss due to the accumulation of foreign precipitates is out of the scope of this study. Such systems have been used in water and wastewater treatment for decades [90-100].

The remaining systems [(d), (e) and (f)] are reactive systems in which Fe^0 sustainability (long term efficiency) is supported by (i) using granular porous CIM, or (ii) admixing granular compact Fe^0 to inert species (compact sand and porous pumice). As discussed above, system (d) (pure PIC) is the most sustainable system in terms of delay in porosity loss. It is essential to notice that the space occupied by sand in system (e) (Fe^0 /sand) is totally lost as it neither contributes to water flow nor stores fouling agents (iron corrosion products) (Figure 3). The intra-particle pore space in system (f) (Fe^0 /PM) may be accessible to store iron corrosion products. However, quantitative transport of dissolved and colloidal iron species into the porous structure of pumice can not be guaranteed, even in case they are really interconnected. Therefore, the extent of occupation of the pores of pumice by iron corrosion products is difficult to assess.

Another important feature favoring the application of porous PIC is that the internal surface of the grains is in contact with water and do corrode [10,59,60]. This phenomenon has two advantages: (i) contaminant removal by size-exclusion occurs also within the intra-

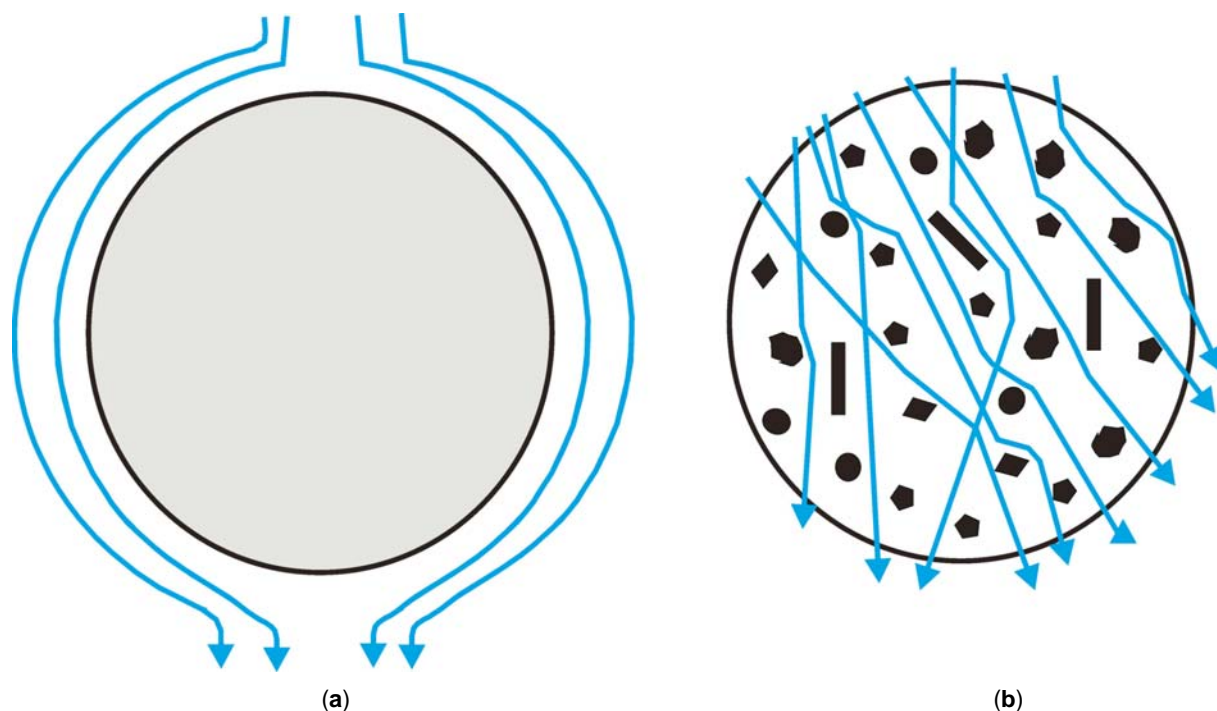


Figure 3: Schematic layout of water flow: (a) around a compact particle and (b) through a porous particle. The space occupied by a compact particle is 'lost' whereas the intra-granular porosity of porous particles can be exploited as space for expansive iron corrosion.

granular porosity and (ii) the probability of porous Fe^0 ($\phi = 0.4$) depletion increases as the corrosion kinetics are increased comparatively to the case of a compact Fe^0 material ($\phi = 0$). For this reason, it is likely that the order of sustainability obtained here by comparing the extent of porosity loss (Figure 2) is replicated in contaminant removal experiments. However, the evolution of individual systems will depend on two fundamental parameters: (i) intrinsic reactivity of Fe^0 materials, and (ii) the water flow velocity. Hence, the objective of this article is to motivate the manufacture of various porous composites for site-specific applications.

While existing approaches mostly collectively earn for more reactive materials (including nano-scale composites) [37,80], the present study advocates for manufacturing appropriate (porous) materials for site-specific applications. To the best of the author's knowledge, only Li *et al.* [101] have intentionally alloyed Fe^0 to decrease its reactivity. However the objective of the authors [101] was to reduce the iron level in the filter effluent. As experimentally demonstrated by several authors [15,30,32,33] this increased iron level is the expression of initial increased reactivity. The iron level was lowered to values less than 1 mg/L within some 6 weeks. In other words, properly micro-alloying Fe^0 alone will not solve

the clogging problem. Therefore, reactive porous iron composites are urgently needed.

4.3. Designing the Next Generation Fe^0 Filter

Metallic iron is the reactive material in Fe^0 -based filters. Fe^0 oxidizes to produce iron hydroxides and oxides for the elimination of biological and chemical contamination by adsorption, co-precipitation and size-exclusion [79,102-107]. The process of progressive transformation of Fe^0 to iron oxides is well-described in the literature and will not be repeated here [8,108-112]. It is just to recall that strictly compact Fe^0 is transformed through several steps of porous iron hydroxides (e.g. $\text{Fe}(\text{OH})_2$, $\text{Fe}(\text{OH})_3$) to almost compact oxides (e.g. Fe_3O_4 , Fe_2O_3 , FeOOH) [34-36]. During this dynamic process nascent iron hydroxides adsorb and co-precipitate contaminants while less reactive oxides just adsorb dissolved species. All types of iron species (reactive and less reactive) contribute to contaminant removal by size-exclusive filtration as their formation occupies the inter-particle voids [34].

The present study has demonstrated the crucial importance of developing more efficient Fe^0 materials: porous iron composites. Once a new Fe^0 material is developed (e.g. micro-alloyed PIC), four scientific aspects need to be understood: (i) the long-term behaviour of iron corrosion (corrosion kinetics at

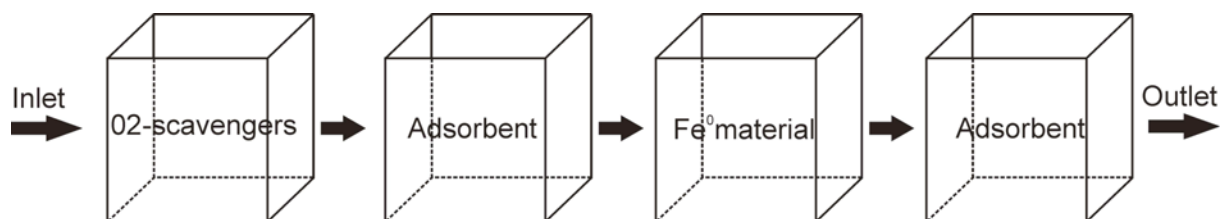


Figure 4: Concept of treatment train combining contaminant removal in $\text{Fe}^0/\text{H}_2\text{O}$ systems and successive systems containing adsorbents. The primary aim of the O_2 -scavenger is to create anoxic conditions for sustainable Fe^0 filtration.

pseudo-equilibrium), (ii) the kinetics of contaminant removal at pseudo-equilibrium of iron corrosion, (iii) the water flow velocity compatible with satisfactorily water treatment, and (iv) the time-dependant evolution of the filter permeability as impacted by expansive iron corrosion. The profound knowledge of these four key aspects determines the mass of Fe^0 needed to manufacture a filter with a specific capacity for a certain group of contaminants. The contaminant affinity to iron oxides significantly determines the filter design [32,33,77]. Contaminants with low affinities to iron corrosion products must be removed before the Fe^0 filter. The in-depth knowledge of the nature and the extent of contamination determine the physical designs of a treatment system. These design efforts could be supported by modern numerical modelling algorithms and tools, including finite element methods for the solution of mass-transport equations [57].

Fe^0 -based filters have been suggested as a stand-alone technology for the treatment of waters with unknown chemical and microbial quality [8,23,34,36]. Therefore, beside Fe^0 , water filters require active adsorbents to accumulate species with low affinity to

iron oxides (e.g. cationic dyes) and species exceeding the Fe^0 unit. Relevant adsorbents include sand, activated carbon, and wood charcoal. The presentation above suggests that for a sustainable Fe^0 unit, the level of dissolved O_2 should be considerably reduced. Therefore, a biosand filter or any other O_2 -scavenging unit is necessary on top of the Fe^0 -unit. Figure 4 depicts the general sequence of efficient Fe^0 -based water treatment plants.

The Fe^0 -unit, which is the heart of the filtration system can advantageously contain several inert granular materials including anthracite, blast furnace slug, brick chips, crushed stones, gravel, pumice or sand to impart mechanical stability and/or regulate the hydraulic conductivity. The role of these species in sustaining iron corrosion has already been discussed above, such as sand and pumice as admixing agent or dispersant in Fe^0/PM and Fe^0/sand systems. Figure 5 presents some schematic representations of possible configurations of the Fe^0 unit. It is expected that by varying the granulometry and the thickness of the inert material layer (PM or sand), various levels/scales of the hydraulic conductivities can be achieved. Another

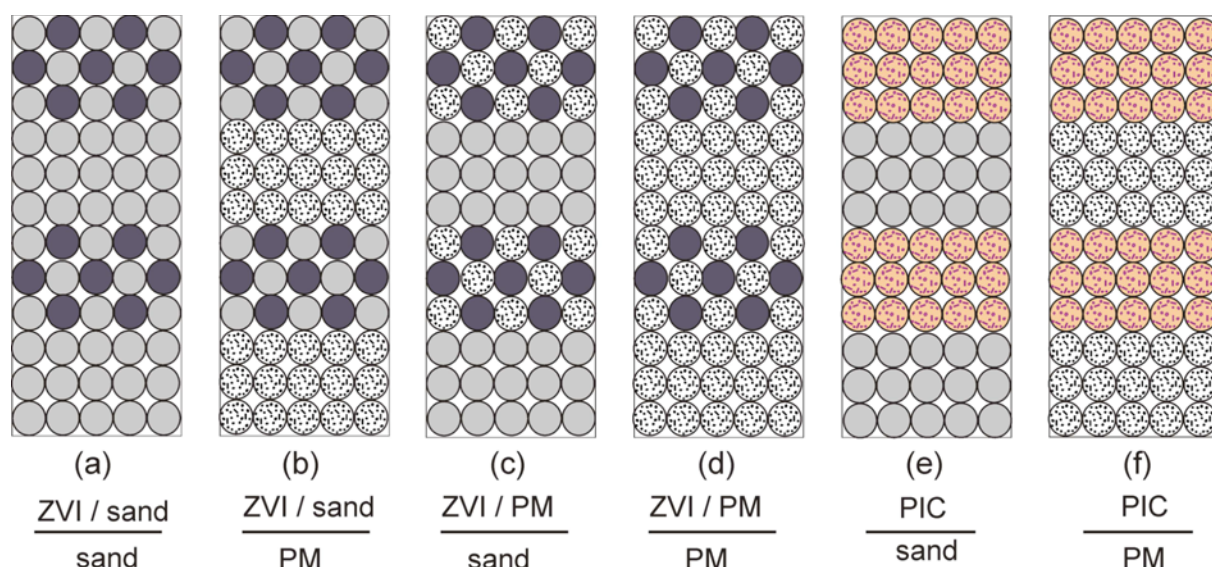


Figure 5: Schematic layout of six possible embodiments of Fe^0 -based materials for sustainable filtration systems. Depending on the site of the treatment systems individual layers could be contained in separated beds.

possible advantage of sandwiching pumice layer between reactive zones is the accumulation of iron corrosion. So that short-distance transport of iron (hydr)oxides is more likely to occur than in thicker beds. It must be noted that SONO filters was developed on the basic idea of using Fe^0 as generator of soluble Fe species to favour As removal in sand filters [113-116].

5. CONCLUDING REMARKS

There are some evidences that porous composites improve the performance of Fe^0 -based filtration systems. The extent of material exhaustion is optimal in these systems as well. Whilst the demonstrated principle of the fundamental suitability of porous composites has a universal validity, target experiments with well characterized (new) materials are needed to understand more precisely the clogging phenomenon in granular Fe^0 -based filters. Relevant experiments will assess the influence of (i) composite type (intrinsic reactivity), (ii) composite porosity, (iii) composite particle size, (iv) general filter design (depth of filter, layering arrangement with particles of different sizes, compaction of the media during construction), (v) chemistry of inflowing water (nature and concentration of dissolved species, turbidity) and (vi) the frequency of filtration events (intermittent filters).

The overall results of these investigations will improve the understanding of the efficiency of Fe^0 filters as impacted by the clogging phenomenon. The ultimate aim is to build a sound basis for a system-independent design of Fe^0 filters. Once a reliable design guidance is available, predicting site-specific filter's hydraulic and treatment performances along with their lifespan could be fine-tuned by pilot studies. One of the main applications of such a tool would be an improved design of above-ground water treatment systems for decentralized safe drinking water provision (Figure 4).

ACKNOWLEDGMENTS

Thanks are due to Sabine Caré (Université Paris-Est/France) for fruitful collaboration on investigating the evolution of the porosity of iron filtration systems.

ABBRIAVATION

CIG = composite iron granules

CIM = composite iron matrix

DRI = direct reduced iron

MAIC = micro-alloyed aluminium composite

PIC = porous iron composite

PM = pumice

PRB = permeable reactive barriers

SMI = sulfur-modified iron

ZVI = zero-valent iron

REFERENCES

- [1] Gillham RW, O'Hannesin SF. Enhanced degradation of halogenated aliphatics by zero-valent iron. *Ground Water* 1994; 32(6): 958-67. <http://dx.doi.org/10.1111/j.1745-6584.1994.tb00935.x>
- [2] Matheson LJ, Tratnyek PG. Reductive dehalogenation of chlorinated methanes by iron metal. *Environ Sci Technol* 1994; 28(12): 2045-53. <http://dx.doi.org/10.1021/es00061a012>
- [3] O'Hannesin SF, Gillham RW. Long-term performance of an in situ "iron wall" for remediation of VOCs. *Ground Water* 1998; 36(1): 164-70. <http://dx.doi.org/10.1111/j.1745-6584.1998.tb01077.x>
- [4] Bigg T, Judd SJ. Zero-valent iron for water treatment. *Environ Technol* 2000; 21(6): 661-70. <http://dx.doi.org/10.1080/09593332108618077>
- [5] Scherer MM, Richter S, Valentine RL, Alvarez PJJ. Chemistry and microbiology of permeable reactive barriers for in situ groundwater clean up. *Crit Rev Environ Sci Technol* 2000; 30(3): 363-11. <http://dx.doi.org/10.1080/10643380091184219>
- [6] Hussam A, Munir AKM. A simple and effective arsenic filter based on composite iron matrix: Development and deployment studies for groundwater of Bangladesh. *J Environ Sci Health A* 2007; 42(12): 1869-78. <http://dx.doi.org/10.1080/10934520701567122>
- [7] Ngai TKK, Shrestha RR, Dangol B, Maharjan M, Murcott SE. Design for sustainable development - Household drinking water filter for arsenic and pathogen treatment in Nepal. *J Environ Sci Health A* 2007; 42(12): 1879-88. <http://dx.doi.org/10.1080/10934520701567148>
- [8] Noubactep C, Schöner A, Woaf P. Metallic iron filters for universal access to safe drinking water. *Clean: Soil, Air, Water* 2009; 37(12): 930-37. <http://dx.doi.org/10.1002/clen.200900114>
- [9] Phillips DH. Permeable reactive barriers: A sustainable technology for cleaning contaminated groundwater in developing countries. *Desalination* 2009; 248(1-3): 352-59. <http://dx.doi.org/10.1016/j.desal.2008.05.075>
- [10] Allred BJ. Laboratory batch test evaluation of five filter materials for removal of nutrients and pesticides from drainage waters. *Transactions of the ASABE* 2010; 53(1): 39-54.
- [11] Gillham RW. Development of the granular iron permeable reactive barrier technology (good science or good fortune). In "Advances in environmental geotechnics : proceedings of the International Symposium on Geoenvironmental Engineering in Hangzhou, China, September 8-10, 2009"; Chen Y, Tang X, Zhan L, Eds. Springer Berlin/London 2010; pp. 5-15.

- [12] Phillips DH, Van Nooten T, Bastiaens L, Russell MI, Dickson K, Plant S, *et al.* Ten year performance evaluation of a field-scale zero-valent iron permeable reactive barrier installed to remediate trichloroethene contaminated groundwater. *Environ Sci Technol* 2010; 44(10): 3861-69. <http://dx.doi.org/10.1021/es902737t>
- [13] Comba S, Di Molfetta A, Sethi R. A Comparison between field applications of nano-, micro-, and millimetric zero-valent iron for the remediation of contaminated aquifers. *Water Air Soil Pollut* 2011; 215(1-4): 595-607. <http://dx.doi.org/10.1007/s11270-010-0502-1>
- [14] Gheju M. Hexavalent chromium reduction with zero-valent iron(ZVI) in aquatic systems. *Water Air Soil Pollut* 2011; 222(1-4): 103-48. <http://dx.doi.org/10.1007/s11270-011-0812-y>
- [15] Bilardi S, Calabrò PS, Caré S, Noubactep C, Moraci N. Improving the sustainability of granular iron/pumice systems for water treatment. *J Environ Manage* 2013; 121: 133-41. <http://dx.doi.org/10.1016/j.jenvman.2013.02.042>
- [16] Chiu PC. Applications of zero-valent iron(ZVI) and nanoscale ZVI to municipal and decentralized drinking water systems - A Review. In 'Novel Solutions to Water Pollution', Ahuja S, Hristovski K, (Eds), ACS Symposium Series, Vol. 1123; American Chemical Society: Washington, DC 2013; 237-249. <http://dx.doi.org/10.1021/bk-2013-1123.ch014>
- [17] Neumann A, Kaegi R, Voegelin A, Hussam A, Munir AKM, Hug SJ. Arsenic removal with composite iron matrix filters in Bangladesh: A field and laboratory study. *Environ Sci Technol* 2013; 47(9): 4544-54. <http://dx.doi.org/10.1021/es305176x>
- [18] Noubactep C. Metallic iron for water treatment: A critical review. *Clean - Soil, Air, Water* 2013; 41(7): 702-10. <http://dx.doi.org/10.1002/clen.201200502>
- [19] Yi Z-J, Xu J-S, Chen M-S, Li W, Yao J, Chen H-I, *et al.* Removal of uranium(VI) from aqueous solution using sponge iron. *J Radioanal Nucl Chem* 2013. <http://dx.doi.org/10.1007/s10967-013-2479-x>
- [20] Henderson AD, Demond AH. Long-term performance of zero-valent iron permeable reactive barriers: a critical review. *Environ Eng Sci* 2007; 24(4): 401-23. <http://dx.doi.org/10.1089/ees.2006.0071>
- [21] Bartzas G, Komnitsas K. Solid phase studies and geochemical modelling of low-cost permeable reactive barriers. *J Hazard Mater* 2010; 183(1-3): 301-308. <http://dx.doi.org/10.1016/j.jhazmat.2010.07.024>
- [22] Li L, Benson CH. Evaluation of five strategies to limit the impact of fouling in permeable reactive barriers. *J Hazard Mater* 2010; 181(1-3): 170-80. <http://dx.doi.org/10.1016/j.jhazmat.2010.04.113>
- [23] Noubactep C, Schöner A. Metallic iron: dawn of a new era of drinking water treatment research? *Fresen Environ Bull* 2010; 19(8a): 1661-68.
- [24] Allred BJ. Laboratory evaluation of porous iron composite for agricultural drainage water filter treatment. *Transactions of the ASABE* 2012; 55(5): 1683-97.
- [25] Allred BJ. Laboratory evaluation of zero valent iron and sulfur-modified iron for agricultural drainage water treatment. *Ground Water Monit Remed* 2012; 32(2): 81-95. <http://dx.doi.org/10.1111/j.1745-6592.2011.01379.x>
- [26] Ingram DT, Callahan MT, Ferguson S, Hoover DG, Shelton DR, Millner PD, *et al.* Use of zero-valent iron biosand filters to reduce *E. coli* O157:H12 in irrigation water applied to spinach plants in a field setting. *J Appl Microbiol* 2012; 112(3): 551-60. <http://dx.doi.org/10.1111/j.1365-2672.2011.05217.x>
- [27] Rahman MA, Wiegand BA, Badruzzaman ABM, Ptak T. Hydrogeological analysis of the upper Dupi Tila Aquifer, towards the implementation of a managed aquifer-recharge project in Dhaka City, Bangladesh. *Hydrogeol J* 2013; 21(8): 1071-89. <http://dx.doi.org/10.1007/s10040-013-0978-z>
- [28] Richardson JP, Nicklow JW. *In situ* permeable reactive barriers for groundwater. *Contam Soil Sediment Contam* 2002; 11(2): 241-68. <http://dx.doi.org/10.1080/20025891106736>
- [29] You Y, Han J, Chiu PC, Jin Y. Removal and inactivation of waterborne viruses using zerovalent iron. *Environ Sci Technol* 2005; 39(23): 9263-69. <http://dx.doi.org/10.1021/es050829j>
- [30] Miyajima K. Optimizing the design of metallic iron filters for water treatment. *Freiberg Online Geosci* 2012; 32: 60. (www.geo.tu-freiberg.de/fog)
- [31] Shi C, Wei J, Jin Y, Kniel KE, Chiu PC. Removal of viruses and bacteriophages from drinking water using zero-valent iron. *Sep Purif Technol* 2012; 84(9): 72-78. <http://dx.doi.org/10.1016/j.seppur.2011.06.036>
- [32] Bilardi S, Calabrò PS, Caré S, Moraci N, Noubactep C. Effect of pumice and sand on the sustainability of granular iron beds for the removal of Cu^{II}, Ni^{II}, and Zn^{II}. *Clean - Soil, Air, Water* 2013. <http://dx.doi.org/10.1002/clen.201100472>
- [33] Miyajima K, Noubactep C. Impact of Fe⁰ amendment on methylene blue discoloration by sand columns. *Chem Eng J* 2013; 217: 310-19. <http://dx.doi.org/10.1016/j.cej.2012.11.128>
- [34] Noubactep C. Metallic iron for safe drinking water worldwide. *Chem Eng J* 2010; 165(2): 740-49. <http://dx.doi.org/10.1016/j.cej.2010.09.065>
- [35] Noubactep C. The suitability of metallic iron for environmental remediation. *Environ Progr Sust En* 2010; 29(3): 286-91. <http://dx.doi.org/10.1002/ep.10406>
- [36] Noubactep C. Metallic iron for safe drinking water production. *Freiberg Online Geosci* 2011; 27: 38. (www.geo.tu-freiberg.de/fog)
- [37] Noubactep C, Caré S, Crane RA. Nanoscale metallic iron for environmental remediation: prospects and limitations. *Water Air Soil Pollut* 2012; 223(3): 1363-82. <http://dx.doi.org/10.1007/s11270-011-0951-1>
- [38] Noubactep C, Temgoua E, Rahman MA. Designing iron-amended biosand filters for decentralized safe drinking water provision. *CLEAN - Soil, Air, Water* 2012; 40(8): 798-807. <http://dx.doi.org/10.1002/clen.201100620>
- [39] Noubactep C. On the suitability of admixing sand to metallic iron for water treatment. *Int J Environ Pollut Solutions* 2013; 1(1): 22-36.
- [40] Johnson TL, Scherer MM, Tratnyek PG. Kinetics of halogenated organic compound degradation by iron metal. *Environ Sci Technol* 1996; 30(8): 2634-40. <http://dx.doi.org/10.1021/es9600901>
- [41] Lee G, Rho S, Jahng D. Design considerations for groundwater remediation using reduced metals. *Korean J Chem Eng* 2004; 21(3): 621-28. <http://dx.doi.org/10.1007/BF02705496>
- [42] McGeough KL, Kalin RM, Myles P. Carbon disulfide removal by zero valent iron. *Environ Sci Technol* 2007; 41(13): 4607-12. <http://dx.doi.org/10.1021/es062936z>
- [43] Bi E, Devlin JF, Huang B. Effects of mixing granular iron with sand on the kinetics of trichloroethylene reduction. *Ground Water Monit Remed* 2009; 29(2): 56-62. <http://dx.doi.org/10.1111/j.1745-6592.2009.01234.x>
- [44] Ulsamer S. A model to characterize the kinetics of dechlorination of tetrachloroethylene and trichloroethylene by a zero valent iron permeable reactive barrier. Master thesis, Worcester Polytechnic Institute 2011; p. 73.

- [45] Noubactep C, Caré S, Togue-Kamga F, Schöner A, Woafó P. Extending service life of household water filters by mixing metallic iron with sand. *Clean - Soil, Air, Water* 2010; 38(10): 951-59.
<http://dx.doi.org/10.1002/clen.201000177>
- [46] Noubactep C, Caré S. Enhancing sustainability of household water filters by mixing metallic iron with porous materials. *Chem Eng J* 2010; 162(2): 635-42.
<http://dx.doi.org/10.1016/j.cej.2010.06.012>
- [47] Noubactep C, Caré S. Dimensioning metallic iron beds for efficient contaminant removal. *Chem Eng J* 2010; 163(1): 454-60.
<http://dx.doi.org/10.1016/j.cej.2010.07.051>
- [48] Noubactep C, Caré S. Designing laboratory metallic iron columns for better result comparability. *J Hazard Mater* 2011; 189(3): 809-13.
<http://dx.doi.org/10.1016/j.jhazmat.2011.03.016>
- [49] Noubactep C, Caré S, Btateu BD, Nansu-Njiki CP. Enhancing the sustainability of household Fe⁰/sand filters by using bimetallics and MnO₂. *Clean - Soil, Air, Water* 2012; 40(1): 100-109.
<http://dx.doi.org/10.1002/clen.201100014>
- [50] Togue-Kamga F, Noubactep C, Woafó P. Modeling and simulation of iron/sand filters. *Revue des Sciences de l'Eau* 2012; 25(2): 95-101.
<http://dx.doi.org/10.7202/1011601ar>
- [51] Caré S, Crane R, Calabrò PS, Ghauch A, Temgoua E, Noubactep C. Modeling the permeability loss of metallic iron water filtration systems. *CLEAN - Soil, Air, Water* 2013; 41(3): 275-82.
<http://dx.doi.org/10.1002/clen.201200167>
- [52] Moraci N, Calabrò PS. Heavy metals removal and hydraulic performance in zero-valent iron/pumice permeable reactive barriers. *J Environ Manage* 2010; 91(11): 2336-41.
<http://dx.doi.org/10.1016/j.jenvman.2010.06.019>
- [53] Calabrò PS, Moraci N, Suraci P. Estimate of the optimum weight ratio in zero-valent iron/pumice granular mixtures used in permeable reactive barriers for the remediation of nickel contaminated groundwater. *J Hazard Mater* 2012; 207-208: 111-16.
<http://dx.doi.org/10.1016/j.jhazmat.2011.06.094>
- [54] Moraci N, Calabrò PS, Suraci P. Long-term efficiency of zero-valent iron - pumice granular mixtures for the removal of copper or nickel from groundwater. *Soils Rocks* 2011; 34: 129-37.
- [55] Hussam A. Contending with a Development Disaster: SONO Filters Remove Arsenic from Well Water in Bangladesh. *Innovations* 2009; 4(3): 89-102.
<http://dx.doi.org/10.1162/itqg.2009.4.3.89>
- [56] Hussam A. Iron composition based water filtration system for the removal of chemical species containing arsenic and other metal cations and anions. Patent US 2010/0034729 A1., 2012.
- [57] Hussam A. Potable water: Nature and purification. *Monitoring Water Quality* 2013; 261-283.
- [58] Schlicker O. Der Einfluß von Grundwasserinhaltsstoffen auf die Reaktivität und Langzeitstabilität von Fe⁰-Reaktionswaendern. Dissertation Thesis, Christian-Albrechts-Universität, Kiel, Germany 1999; p. 89.
- [59] Li J, Li J, Li Y. Cadmium removal from wastewater by sponge iron sphere prepared by charcoal direct reduction. *J Environ Sci* 2009; 21(S1): S60-S64.
[http://dx.doi.org/10.1016/S1001-0742\(09\)60038-3](http://dx.doi.org/10.1016/S1001-0742(09)60038-3)
- [60] Li J, Wei L, Li Y, Bi N, Song F. Cadmium removal from wastewater by sponge iron sphere prepared by hydrogen reduction. *J Environ Sci* 2011; 23(S): S114-S118.
- [61] Lai B, Zhou Y, Yang P. Passivation of sponge iron and GAC in Fe⁰/GAC mixed-potential corrosion reactor. *Ind Eng Chem Res* 2012; 51(22): 7777-85.
<http://dx.doi.org/10.1021/ie203019t>
- [62] Li JG, Shi Y, Bi N, Feng YP. Influence of pH on cadmium removal from wastewater by SSI. *Appl Mechanics Mater* 2012; 232: 935-38.
<http://dx.doi.org/10.4028/www.scientific.net/AMM.232.935>
- [63] Li JG, Shi Y, Bi N. Influence of reduction agent of SSI on its cadmium removal from wastewater. *Appl Mechanics Mater* 2012; 251: 406-10.
<http://dx.doi.org/10.4028/www.scientific.net/AMM.251.406>
- [64] Zafarani HR, Bahrololoom ME, Javidi M, Shariat MH, Tashkhourian J. Reduction of chromate by sponge iron. *Desalin Water Treat*, DOI: 10.1080/19443994.19442013.19822335.
- [65] Oldright GL, Keyes HE, Miller V, Sloan WA. Precipitation of lead and copper from solution on sponge iron. Washington D.C. UNT Digital Library, 1928; <http://digital.library.unt.edu/ark:/67531/metadc12459/>. (accessed May 27, 2013).
- [66] Addy S, Fletcher AJ. The deposition of cobalt on iron powder by means of the cementation reaction. *Hydrometallurgy* 1987; 17(3): 269-80.
[http://dx.doi.org/10.1016/0304-386X\(87\)90058-2](http://dx.doi.org/10.1016/0304-386X(87)90058-2)
- [67] Conard BR. The role of hydrometallurgy in achieving sustainable development. *Hydrometallurgy* 1992; 30(1-3): 1-28.
[http://dx.doi.org/10.1016/0304-386X\(92\)90074-A](http://dx.doi.org/10.1016/0304-386X(92)90074-A)
- [68] Mackenzie PD, Horney DP, Sivavec TM. Mineral precipitation and porosity losses in granular iron columns. *J Hazard Mater* 1999; 68(1-2): 1-17.
[http://dx.doi.org/10.1016/S0304-3894\(99\)00029-1](http://dx.doi.org/10.1016/S0304-3894(99)00029-1)
- [69] Westerhoff P, James J. Nitrate removal in zero-valent iron packed columns. *Water Res* 2003; 37(8): 1818-30.
[http://dx.doi.org/10.1016/S0043-1354\(02\)00539-0](http://dx.doi.org/10.1016/S0043-1354(02)00539-0)
- [70] Henderson AD, Demond, AH. Impact of solids formation and gas production on the permeability of ZVI PRBs. *J Environ Eng* 2011; 137(8): 689-96.
[http://dx.doi.org/10.1061/\(ASCE\)EE.1943-7870.0000383](http://dx.doi.org/10.1061/(ASCE)EE.1943-7870.0000383)
- [71] Jeon S-W, Amos RT, Blowes DW. Modeling gas formation and mineral precipitation in a granular iron column. *Environ Sci Technol* 2012; 46(12): 6742-49.
<http://dx.doi.org/10.1021/es300299r>
- [72] Pilling NB, Bedworth RE. The oxidation of metals at high temperatures. *J Inst Metals* 1923; 29: 529-91.
- [73] Caré S, Nguyen QT, L'Hostis V, Berthaud Y. Mechanical properties of the rust layer induced by impressed current method in reinforced mortar. *Cement Concrete Res* 2008; 38(8-9): 1079-91.
<http://dx.doi.org/10.1016/j.cemconres.2008.03.016>
- [74] Zhao Y, Ren H, Dai H, Jin W. Composition and expansion coefficient of rust based on X-ray diffraction and thermal analysis. *Corros Sci* 2011; 53(5): 1646-58.
<http://dx.doi.org/10.1016/j.corsci.2011.01.007>
- [75] Noubactep C. Characterizing the reactivity of metallic iron in Fe⁰/U^{VI}/H₂O systems by long-term column experiments. *Chem Eng J* 2011; 171(2): 393-99.
<http://dx.doi.org/10.1016/j.cej.2011.03.093>
- [76] Noubactep C. Characterizing the reactivity of metallic iron in Fe⁰/As-rock/H₂O systems by long-term column experiments. *Water SA* 2012; 38(4): 511-17.
<http://dx.doi.org/10.4314/wsa.v38i4.5>
- [77] Btateu BD, Miyajima K, Noubactep C, Caré S. Testing the suitability of metallic iron for environmental remediation: Discoloration of methylene blue in column studies. *Chem Eng J* 2013; 215-216: 959-68.
<http://dx.doi.org/10.1016/j.cej.2012.11.072>
- [78] Nur A, Mavko G, Dvorkin J, Galmudi D. Critical porosity; a key to relating physical properties to porosity in rocks. *The Leading Edge* 1998; 17(3): 357-62.
<http://dx.doi.org/10.1190/1.1437977>

- [79] Ghauch A, Abou Assi H, Baydoun H, Tuqan AM, Bejjani A. Fe⁰-based trimetallic systems for the removal of aqueous diclofenac: Mechanism and kinetics. *Chem Eng J* 2011; 172(2-3): 1033-44. <http://dx.doi.org/10.1016/j.cej.2011.07.020>
- [80] Crane RA, Scott TB. Nanoscale zero-valent iron: Future prospects for an emerging water treatment technology. *J Hazard Mater* 2012; 211-212: 112-25. <http://dx.doi.org/10.1016/j.jhazmat.2011.11.073>
- [81] Bojic A, Purenovic M, Kocic B, Perovic J, Ursic-Jankovic J, Bojic D. The inactivation of escherichia coli by microalloyed aluminium based composite. *FACTA UNIVERSITATIS. Phys Chem Technol* 2001; 2(3): 115-24.
- [82] Bojic A, Purenovic M, Bojic D. Removal of chromium(VI) from water by micro-alloyed aluminium based composite in flow conditions. *Water SA* 2004; 30(3): 353-59. <http://dx.doi.org/10.4314/wsa.v30i3.5084>
- [83] Bojic ALJ, Purenovic M, Bojic D, Andjelkovic T. Dehalogenation of trihalomethanes by a micro-alloyed aluminium composite under flow conditions. *Water SA* 2007; 33(2): 297-304.
- [84] Bojic ALJ, Bojic D, Andjelkovic T. Removal of Cu²⁺ and Zn²⁺ from model wastewaters by spontaneous reduction-coagulation process in flow conditions. *J Hazard Mater* 2009; 168(2-3): 813-19. <http://dx.doi.org/10.1016/j.jhazmat.2009.02.096>
- [85] Reardon JE. Anaerobic corrosion of granular iron: Measurement and interpretation of hydrogen evolution rates. *Environ Sci Technol* 1995; 29(12): 2936-45. <http://dx.doi.org/10.1021/es00012a008>
- [86] Landis RL, Gillham RW, Reardon EJ, Fagan R, Focht RM, Vogan JL. An examination of zero-valent iron sources used in permeable reactive barriers. In '3rd International Containment Technology Conference (10-13 June 2001)', Florida State University, Tallahassee. Orlando, FL 2001; p. 5.
- [87] Miehr R, Tratnyek GP, Bandstra ZJ, Scherer MM, Alowitz JM, Bylaska JE. Diversity of contaminant reduction reactions by zerovalent iron: Role of the reductate. *Environ Sci Technol* 2004; 38(1): 139-47. <http://dx.doi.org/10.1021/es034237h>
- [88] Noubactep C, Meinrath G, Dietrich P, Sauter M, Merkel B. Testing the suitability of zerovalent iron materials for reactive Walls. *Environ Chem* 2005; 2(1): 71-76. <http://dx.doi.org/10.1071/EN04014>
- [89] Reardon JE. Zerovalent irons: Styles of corrosion and inorganic control on hydrogen pressure buildup. *Environ Sci Technol* 2005; 39(18): 1711-17. <http://dx.doi.org/10.1021/es050507f>
- [90] Manandhar UK, Vigneswaran S. Effect of media size gradation and varying influent concentration in deep-bed filtration: Mathematical models and experiments. *Separat Technol* 1991; 1(4): 178-83. [http://dx.doi.org/10.1016/0956-9618\(91\)80012-O](http://dx.doi.org/10.1016/0956-9618(91)80012-O)
- [91] Wohanka W, Lendtke H, Luebke M. Optimization of slow filtration as a means for disinfecting nutrient solutions. *Acta Hort* 1999; 2(481): 539-43.
- [92] Kelm U, Sanhueza V, Guzman C. Filtration and retention of mineral processing slurries with pumice and common clay: low-cost materials for environmental applications in the small-scale mining industry. *Appl Clay Sci* 2003; 24(1-2): 35-42. <http://dx.doi.org/10.1016/j.clay.2003.07.004>
- [93] Alvarez AC, Hime G, Marchesin D, Bedrikovetsky PG. The inverse problem of determining the filtration function and permeability reduction in flow of water with particles in porous media. *Transp Porous Med* 2007; 70: 43-62. <http://dx.doi.org/10.1007/s11242-006-9082-3>
- [94] Bedrikovetsky P. Upscaling of stochastic micro model for suspension transport in porous media. *Transp Porous Med* 2008; 75(3): 335-69. <http://dx.doi.org/10.1007/s11242-008-9228-6>
- [95] Wall K, Pang L, Sinton L, Close M. Transport and attenuation of microbial tracers and effluent microorganisms in saturated pumice sand aquifer material. *Water Air Soil Pollut* 2008; 188(1-4): 213-24. <http://dx.doi.org/10.1007/s11270-007-9537-3>
- [96] Soyer E, Akgiray Ö, Eldem NÖ, Saatci AM. Crushed recycled glass as a filter medium and comparison with silica sand. *Clean - Soil Air Water* 2010; 38(10): 927-35. <http://dx.doi.org/10.1002/clen.201000217>
- [97] Bedrikovetsky P, Siqueira FD, Furtado CA, Souza ALS. Modified particle detachment model for colloidal transport in porous media. *Transp Porous Med* 2011; 86(2): 353-83. <http://dx.doi.org/10.1007/s11242-010-9626-4>
- [98] Ghebremichael K, Wasala LD, Kennedy M, Graham NJD. Comparative treatment performance and hydraulic characteristics of pumice and sand biofilters for point-of-use water treatment. *J Water Supply Res Technol AQUA* 2012; 61(4): 201-209. <http://dx.doi.org/10.2166/aqua.2012.100>
- [99] Roseen RM, Ballester TP, Houle JJ, Briggs JF, Houle KM. Water quality and hydrologic performance of a porous asphalt pavement as a storm-water treatment strategy in a cold climate. *J Environ Eng* 2012; 138(1): 81-89. [http://dx.doi.org/10.1061/\(ASCE\)EE.1943-7870.0000459](http://dx.doi.org/10.1061/(ASCE)EE.1943-7870.0000459)
- [100] Yadav S, Srivastava V, Banerjee S, Gode F, Sharma YC. Studies on the removal of nickel from aqueous solutions using modified riverbed sand. *Environ Sci Pollut Res Int* 2013; 20(1): 558-67. <http://dx.doi.org/10.1007/s11356-012-0892-2>
- [101] Li T, Chen Y, Wan P, Fan M, Yang XJ. Chemical degradation of drinking water disinfection byproducts by millimeter-sized particles of iron-silicon and magnesium-aluminum alloys. *J Am Chem Soc* 2010; 132: 2500-501. <http://dx.doi.org/10.1021/ja908821d>
- [102] Noubactep C. Processes of contaminant removal in "Fe⁰-H₂O" systems revisited. The importance of co-precipitation. *Open Environ J* 2007; 1(1): 9-13. <http://dx.doi.org/10.2174/1874233500701010009>
- [103] Noubactep C. A critical review on the mechanism of contaminant removal in Fe⁰-H₂O systems. *Environ Technol* 2008; 29(8): 909-20. <http://dx.doi.org/10.1080/09593330802131602>
- [104] Noubactep C. Relevant reducing agents in remediation Fe⁰/H₂O systems. *Clean: Soil, Air, Water* 2013; 41(5): 493-502. <http://dx.doi.org/10.1002/clen.201200406>
- [105] Noubactep C. Metallic iron for environmental remediation: the long walk to evidence. *Corros Rev* 2013. <http://dx.doi.org/10.1515/corrrev-2013-0018>
- [106] Gatcha-Bandjun N, Noubactep C. Metallic iron for environmental remediation: Missing the 'valley of death'. *Fresenius Environ Bull* 2013; (F-2012-732 - Accepted 20.12.2012). <http://dx.doi.org/10.3291/F-2012-732pj2013>
- [107] Kobbe-Dama N, Noubactep C, Tchatchueng JB. Metallic iron for water treatment: Prevailing paradigm hinders progress. *Fresenius Environ Bull* 2013; (F-2013-165 - Accepted 23.07.2013). <http://dx.doi.org/10.3291/F-2013-165pj2013>
- [108] Sikora E, Macdonald DD. The passivity of iron in the presence of ethylenediaminetetraacetic acid I. General electrochemical behavior. *J Electrochem Soc* 2000; 147(11): 4087-92. <http://dx.doi.org/10.1149/1.1394024>

- [109] Sato N. Surface oxides affecting metallic corrosion. *Corros Rev* 2001; 19(3-4): 253-72.
<http://dx.doi.org/10.1515/CORREV.2001.19.3-4.253>
- [110] Sarin P, Snoeyink VL, Bebee J, Kriven WM, Clement JA. Physico-chemical characteristics of corrosion scales in old iron pipes. *Water Res* 2001; 35(12): 2961-69.
[http://dx.doi.org/10.1016/S0043-1354\(00\)00591-1](http://dx.doi.org/10.1016/S0043-1354(00)00591-1)
- [111] Sarin P, Snoeyink VL, Lytle DA, Kriven WM. Iron corrosion scales: Model for scale growth, iron release, and colored water formation. *J Envir Engrg* 2004; 130(4): 364-73.
[http://dx.doi.org/10.1061/\(ASCE\)0733-9372\(2004\)130:4\(364\)](http://dx.doi.org/10.1061/(ASCE)0733-9372(2004)130:4(364))
- [112] Nestic S. Key issues related to modelling of internal corrosion of oil and gas pipelines - A review. *Corros Sci* 2007; 49(12): 4308-38.
<http://dx.doi.org/10.1016/j.corsci.2007.06.006>
- [113] Khan AH, Rasul SB, Munir AKM, Habibuddowla M, Alauddin M, Newaz SS, *et al.* Appraisal of a simple arsenic removal method for groundwater of bangladesh. *J Environ Sci Health A* 2000; 35(7): 1021-41.
<http://dx.doi.org/10.1080/10934520009377018>
- [114] Pokhrel D, Bhandari BS, Viraraghavan T. Arsenic contamination of groundwater in the Terai region of Nepal: An overview of health concerns and treatment options. *Environ Int* 2009; 35(1): 157-61.
<http://dx.doi.org/10.1016/j.envint.2008.06.003>
- [115] Litter MI, Morgada ME, Bundschuh J. Possible treatments for arsenic removal in Latin American waters for human consumption. *Environ Pollut* 2010; 158(5): 1105-18.
<http://dx.doi.org/10.1016/j.envpol.2010.01.028>
- [116] Giles DE, Mohapatra M, Issa TB, Anand S, Singh P. Iron and aluminium based adsorption strategies for removing arsenic from water. *J Environ Manage* 2011; 92(12): 3011-22.
<http://dx.doi.org/10.1016/j.jenvman.2011.07.018>

Received on 01-06-2013

Accepted on 14-08-2013

Published on 31-08-2013

DOI: <http://dx.doi.org/10.6000/1929-5030.2013.02.03.2>

© 2013 Rahman *et al.*; Licensee Lifescience Global.

This is an open access article licensed under the terms of the Creative Commons Attribution Non-Commercial License (<http://creativecommons.org/licenses/by-nc/3.0/>) which permits unrestricted, non-commercial use, distribution and reproduction in any medium, provided the work is properly cited.